

Information

Receiver Hitch Types

Custom Fit 1 Piece

Custom fit hitches are the easiest to install. These application specific hitches are available in Class II, Class III, Class IV, and Heavy Duty.

Multi-Fit 3 Piece

Designed to fit a wider range of vehicles than Custom Fit hitches, the Multi-Fit units require some assembly. Popular for retail and when stocking a limited line of hitches, the Multi-Fit units are available in Class II, Class III, and Class IV.

Hubs and Axles

Brake Assemblies

Suspensions & Fasteners

Tires & Wheels

Couplers, Jacks & Winches

Hitches & Towing Accessories

Body Components

Boat Trailer Parts











Lights & Electrical

Locks & Cargo Control

Brake Actuating Systems

Switches

Choose the right hitch to handle the load

Trailer Types:						
						
Hitch Class:	Class I	Class II	Class III	Class IV	5th Wheel	Gooseneck
Maximum Load Capacity:	Gross Trailer Weight Up to 2,000 lbs. Tongue Weight Up to 200 lbs.	Gross Trailer Weight Up to 3,500 lbs. Tongue Weight Up to 350 lbs.	Gross Trailer Weight Up to 5,000 lbs. Tongue Weight Up to 500 lbs.	Gross Trailer Weight Up to 12,000 lbs. Tongue Weight Up to 1,200 lbs.	Gross Trailer Weight Up to 24,000 lbs.	Gross Trailer Weight Up to 25,000 lbs. Tongue Weight Up to 6,250 lbs.
Tow Vehicle						
Sub Compact & Compact Cars	X	Not Recommended	Not Recommended	Not Recommended	Not Applicable	Not Applicable
Mid Size Cars	X	X	Not Recommended	Not Recommended	Not Applicable	Not Applicable
Mid Size Pickups & Sport Utility Vehicles & Minivans	X	X	X	Not Recommended	X Pickups Only	X Pickups Only
Full Size Cars Pickups & Sport Utility Vehicles & Minivans	X	X	X	X	X Pickups Only	X Pickups Only

Gross Trailer Weight is the total weight of the trailer as it is towed. This includes the weight of the trailer and all of its contents.

Tongue Weight is the load supported by the hitch when the trailer is connected to the trailer ball. Excess tongue weight will cause unstable towing as weight is shifted from the vehicle's front suspension to the rear suspension.

